

Direction:

**Read the following passage carefully and answer the following questions based on the passage. Some words are highlighted to help you answer a few questions:**

Marine debris is a growing environmental concern as recent reports indicate that increasing quantities of litter disperse into secluded environments, including Polar Regions and the deep ocean floor. Plastic accounts for 73% of marine debris globally and it has been estimated that about 8 million tons of plastic move from land into the ocean each year. However, only 1% of this has been accounted for in terms of small plastic debris, highlighting that some of the major sinks of oceanic plastic litter remains to be identified. The Arctic Ocean is now in a state of rapid **transition** that is best exemplified by the marked reduction in age, thickness and extent of the sea ice cover. The European Arctic margin is influenced by drift ice formed on the Siberian shelves and carried to the Fram Strait via the Transpolar Drift. In contrast, the Fram Strait is the gateway that transports warm Atlantic water, via the West Spitsbergen Current to the Central Arctic, containing an anthropogenic imprint. It is well known that regions of the Arctic Ocean are highly polluted owing to local sources and long-range atmospheric input. In this context sea ice has been identified early on as a major means of transport for various pollutants, with north and east Greenland as well as the Laptev Sea, being especially prone to contamination from several sources. A useful method to study sea ice drift pattern is by using passive microwave satellite images combined with the motions of sea ice buoys, which highlight the role of sea ice, e.g. spreading oil spills. Recent studies stress the changes caused by the shift to first year ice resulting in the tendency of sea ice floes to diverge from the main drift pattern such as the Transpolar Drift, with complex effects on exchange processes of any contaminants between the exclusive economic zones (EEZ) of the various Arctic nations. Despite the scant knowledge of Arctic ecosystems, the trend towards thinner sea ice and ice-free summers in the future has already **stimulated** increasing exploitation of its resources in terms of shipping, tourism, fisheries and hydrocarbon exploration.

Plastic degrades into smaller fragments under the influence of sunlight, temperature changes, **mechanic** abrasion and wave action. Particles <math>5\text{ mm}</math> are called microplastics (MP) and have recently featured in a strongly growing number of studies and publications. MP raise particular concerns because plastic in this size category can be taken up by a much wider range of organisms with currently largely unknown health effects on marine life and humans. Over the past decade, MP were identified from numerous marine ecosystems globally, including the Arctic and the Southern Ocean. High concentrations of MP also occur in the surface waters south-west of Svalbard, but overall, MP origins, pathways and their compositional framework within Arctic sea ice remains unclear.

Here, we analyzed the content and composition of MP from sea ice cores at five different locations along the Transpolar Drift to assess if sea ice is a sink and transport vector of MP. Ice cores were taken from one land-locked

and four drifting ice floes to distinguish between local entrainment of MP and long-distance transport. MP composition of the cores was analyzed by focal plane array detector-based micro-fourier-transform infrared imaging (Imaging FTIR) and compared to a previous study with respect to MP in Arctic sea ice cores. Analyses of discrete ice core horizons allowed us to assess the spatial variability within sea ice and to reconstruct the location of MP incorporation. By computing drift trajectories, coupled to a thermodynamic ice growth model, possible source regions of MP entrainments during ice growth were identified.

- Question No. 1

What percentage of marine debris globally is composed of plastic?

Options :

1. 50%
2. 63%
3. 73%
4. 82%
5. 95%

Answer : 73%

Direction:

**Read the following passage carefully and answer the following questions based on the passage. Some words are highlighted to help you answer a few questions:**

Marine debris is a growing environmental concern as recent reports indicate that increasing quantities of litter disperse into secluded environments, including Polar Regions and the deep ocean floor. Plastic accounts for 73% of marine debris globally and it has been estimated that about 8 million tons of plastic move from land into the ocean each year. However, only 1% of this has been accounted for in terms of small plastic debris, highlighting that some of the major sinks of oceanic plastic litter remains to be identified. The Arctic Ocean is now in a state of rapid **transition** that is best exemplified by the marked reduction in age, thickness and extent of the sea ice cover. The European Arctic margin is influenced by drift ice formed on the Siberian shelves and carried to the Fram Strait via the Transpolar Drift. In contrast, the Fram Strait is the gateway that transports warm Atlantic water, via the West Spitsbergen Current to the Central Arctic, containing an anthropogenic imprint. It is well known that regions of the Arctic Ocean are highly polluted owing to local sources and long-range atmospheric input. In this context sea ice has been identified early on as a major means of transport for various pollutants, with north and east Greenland as

well as the Laptev Sea, being especially prone to contamination from several sources. A useful method to study sea ice drift pattern is by using passive microwave satellite images combined with the motions of sea ice buoys, which highlight the role of sea ice, e.g. spreading oil spills. Recent studies stress the changes caused by the shift to first year ice resulting in the tendency of sea ice floes to diverge from the main drift pattern such as the Transpolar Drift, with complex effects on exchange processes of any contaminants between the exclusive economic zones (EEZ) of the various Arctic nations. Despite the scant knowledge of Arctic ecosystems, the trend towards thinner sea ice and ice-free summers in the future has already **stimulated** increasing exploitation of its resources in terms of shipping, tourism, fisheries and hydrocarbon exploration.

Plastic degrades into smaller fragments under the influence of sunlight, temperature changes, **mechanic** abrasion and wave action. Particles 5 mm are called microplastics (MP) and have recently featured in a strongly growing number of studies and publications. MP raise particular concerns because plastic in this size category can be taken up by a much wider range of organisms with currently largely unknown health effects on marine life and humans. Over the past decade, MP were identified from numerous marine ecosystems globally, including the Arctic and the Southern Ocean. High concentrations of MP also occur in the surface waters south-west of Svalbard, but overall, MP origins, pathways and their compositional framework within Arctic sea ice remains unclear.

Here, we analyzed the content and composition of MP from sea ice cores at five different locations along the Transpolar Drift to assess if sea ice is a sink and transport vector of MP. Ice cores were taken from one land-locked and four drifting ice floes to distinguish between local entrainment of MP and long-distance transport. MP composition of the cores was analyzed by focal plane array detector-based micro-fourier-transform infrared imaging (Imaging FTIR) and compared to a previous study with respect to MP in Arctic sea ice cores. Analyses of discrete ice core horizons allowed us to assess the spatial variability within sea ice and to reconstruct the location of MP incorporation. By computing drift trajectories, coupled to a thermodynamic ice growth model, possible source regions of MP entrainments during ice growth were identified.

- Question No. 2

How many tons of plastic move from land into the ocean each year?

**Options :**

1. 4 million tons
2. 6 million tons

- 3. 8 million tons
- 4. 10 million tons
- 5. 12 million tons

Answer : 8 million tons

Direction:

**Read the following passage carefully and answer the following questions based on the passage. Some words are highlighted to help you answer a few questions:**

Marine debris is a growing environmental concern as recent reports indicate that increasing quantities of litter disperse into secluded environments, including Polar Regions and the deep ocean floor. Plastic accounts for 73% of marine debris globally and it has been estimated that about 8 million tons of plastic move from land into the ocean each year. However, only 1% of this has been accounted for in terms of small plastic debris, highlighting that some of the major sinks of oceanic plastic litter remains to be identified. The Arctic Ocean is now in a state of rapid **transition** that is best exemplified by the marked reduction in age, thickness and extent of the sea ice cover. The European Arctic margin is influenced by drift ice formed on the Siberian shelves and carried to the Fram Strait via the Transpolar Drift. In contrast, the Fram Strait is the gateway that transports warm Atlantic water, via the West Spitsbergen Current to the Central Arctic, containing an anthropogenic imprint. It is well known that regions of the Arctic Ocean are highly polluted owing to local sources and long-range atmospheric input. In this context sea ice has been identified early on as a major means of transport for various pollutants, with north and east Greenland as well as the Laptev Sea, being especially prone to contamination from several sources. A useful method to study sea ice drift pattern is by using passive microwave satellite images combined with the motions of sea ice buoys, which highlight the role of sea ice, e.g. spreading oil spills. Recent studies stress the changes caused by the shift to first year ice resulting in the tendency of sea ice floes to diverge from the main drift pattern such as the Transpolar Drift, with complex effects on exchange processes of any contaminants between the exclusive economic zones (EEZ) of the various Arctic nations. Despite the scant knowledge of Arctic ecosystems, the trend towards thinner sea ice and ice-free summers in the future has already **stimulated** increasing exploitation of its resources in terms of shipping, tourism, fisheries and hydrocarbon exploration.

Plastic degrades into smaller fragments under the influence of sunlight, temperature changes, **mechanic** abrasion and wave action. Particles 5 mm are called microplastics (MP) and have recently featured in a strongly growing number of studies and publications. MP raise particular concerns because plastic in this size category can be taken up by a much wider range of organisms with currently largely unknown health effects on marine life and humans. Over the past decade, MP were identified from numerous marine ecosystems globally, including the Arctic and the

Southern Ocean. High concentrations of MP also occur in the surface waters south-west of Svalbard, but overall, MP origins, pathways and their compositional framework within Arctic sea ice remains unclear.

Here, we analyzed the content and composition of MP from sea ice cores at five different locations along the Transpolar Drift to assess if sea ice is a sink and transport vector of MP. Ice cores were taken from one land-locked and four drifting ice floes to distinguish between local entrainment of MP and long-distance transport. MP composition of the cores was analyzed by focal plane array detector-based micro-fourier-transform infrared imaging (Imaging FTIR) and compared to a previous study with respect to MP in Arctic sea ice cores. Analyses of discrete ice core horizons allowed us to assess the spatial variability within sea ice and to reconstruct the location of MP incorporation. By computing drift trajectories, coupled to a thermodynamic ice growth model, possible source regions of MP entrainments during ice growth were identified.

• Question No. 3

Which region is especially prone to contamination from various sources?

Options :

1. South Pacific
2. Mediterranean Sea
3. North and East Greenland
4. Caribbean Sea
5. Indian Ocean

Answer : North and East Greenland

Direction:

**Read the following passage carefully and answer the following questions based on the passage. Some words are highlighted to help you answer a few questions:**

Marine debris is a growing environmental concern as recent reports indicate that increasing quantities of litter disperse into secluded environments, including Polar Regions and the deep ocean floor. Plastic accounts for 73% of marine debris globally and it has been estimated that about 8 million tons of plastic move from land into the ocean each year. However, only 1% of this has been accounted for in terms of small plastic debris, highlighting that some of the major sinks of oceanic plastic litter remains to be identified. The Arctic Ocean is now in a state of rapid **transition** that is best exemplified by the marked reduction in age, thickness and extent of the sea ice cover. The European Arctic margin is influenced by drift ice formed on the Siberian shelves and carried to the Fram Strait via

the Transpolar Drift. In contrast, the Fram Strait is the gateway that transports warm Atlantic water, via the West Spitsbergen Current to the Central Arctic, containing an anthropogenic imprint. It is well known that regions of the Arctic Ocean are highly polluted owing to local sources and long-range atmospheric input. In this context sea ice has been identified early on as a major means of transport for various pollutants, with north and east Greenland as well as the Laptev Sea, being especially prone to contamination from several sources. A useful method to study sea ice drift pattern is by using passive microwave satellite images combined with the motions of sea ice buoys, which highlight the role of sea ice, e.g. spreading oil spills. Recent studies stress the changes caused by the shift to first year ice resulting in the tendency of sea ice floes to diverge from the main drift pattern such as the Transpolar Drift, with complex effects on exchange processes of any contaminants between the exclusive economic zones (EEZ) of the various Arctic nations. Despite the scant knowledge of Arctic ecosystems, the trend towards thinner sea ice and ice-free summers in the future has already **stimulated** increasing exploitation of its resources in terms of shipping, tourism, fisheries and hydrocarbon exploration.

Plastic degrades into smaller fragments under the influence of sunlight, temperature changes, **mechanic** abrasion and wave action. Particles > 5 mm are called microplastics (MP) and have recently featured in a strongly growing number of studies and publications. MP raise particular concerns because plastic in this size category can be taken up by a much wider range of organisms with currently largely unknown health effects on marine life and humans. Over the past decade, MP were identified from numerous marine ecosystems globally, including the Arctic and the Southern Ocean. High concentrations of MP also occur in the surface waters south-west of Svalbard, but overall, MP origins, pathways and their compositional framework within Arctic sea ice remains unclear.

Here, we analyzed the content and composition of MP from sea ice cores at five different locations along the Transpolar Drift to assess if sea ice is a sink and transport vector of MP. Ice cores were taken from one land-locked and four drifting ice floes to distinguish between local entrainment of MP and long-distance transport. MP composition of the cores was analyzed by focal plane array detector-based micro-fourier-transform infrared imaging (Imaging FTIR) and compared to a previous study with respect to MP in Arctic sea ice cores. Analyses of discrete ice core horizons allowed us to assess the spatial variability within sea ice and to reconstruct the location of MP incorporation. By computing drift trajectories, coupled to a thermodynamic ice growth model, possible source regions of MP entrainments during ice growth were identified.

- Question No. 4

What method is used to study sea ice drift pattern?

**Options :**

1. GPS tracking
2. Radar imaging
3. Passive microwave satellite images combined with sea ice buoys
4. Sonar technology
5. Aerial photography

Answer : Passive microwave satellite images combined with sea ice buoys

Direction:

**Read the following passage carefully and answer the following questions based on the passage. Some words are highlighted to help you answer a few questions:**

Marine debris is a growing environmental concern as recent reports indicate that increasing quantities of litter disperse into secluded environments, including Polar Regions and the deep ocean floor. Plastic accounts for 73% of marine debris globally and it has been estimated that about 8 million tons of plastic move from land into the ocean each year. However, only 1% of this has been accounted for in terms of small plastic debris, highlighting that some of the major sinks of oceanic plastic litter remains to be identified. The Arctic Ocean is now in a state of rapid **transition** that is best exemplified by the marked reduction in age, thickness and extent of the sea ice cover. The European Arctic margin is influenced by drift ice formed on the Siberian shelves and carried to the Fram Strait via the Transpolar Drift. In contrast, the Fram Strait is the gateway that transports warm Atlantic water, via the West Spitsbergen Current to the Central Arctic, containing an anthropogenic imprint. It is well known that regions of the Arctic Ocean are highly polluted owing to local sources and long-range atmospheric input. In this context sea ice has been identified early on as a major means of transport for various pollutants, with north and east Greenland as well as the Laptev Sea, being especially prone to contamination from several sources. A useful method to study sea ice drift pattern is by using passive microwave satellite images combined with the motions of sea ice buoys, which highlight the role of sea ice, e.g. spreading oil spills. Recent studies stress the changes caused by the shift to first year ice resulting in the tendency of sea ice floes to diverge from the main drift pattern such as the Transpolar Drift, with complex effects on exchange processes of any contaminants between the exclusive economic zones (EEZ) of the various Arctic nations. Despite the scant knowledge of Arctic ecosystems, the trend towards thinner sea ice and ice-free summers in the future has already **stimulated** increasing exploitation of its resources in terms of shipping, tourism, fisheries and hydrocarbon exploration.

Plastic degrades into smaller fragments under the influence of sunlight, temperature changes, **mechanic** abrasion and wave action. Particles  $\leq 5$  mm are called microplastics (MP) and have recently featured in a strongly growing number of studies and publications. MP raise particular concerns because plastic in this size category can be taken up by a much wider range of organisms with currently largely unknown health effects on marine life and humans. Over the past decade, MP were identified from numerous marine ecosystems globally, including the Arctic and the Southern Ocean. High concentrations of MP also occur in the surface waters south-west of Svalbard, but overall, MP origins, pathways and their compositional framework within Arctic sea ice remains unclear.

Here, we analyzed the content and composition of MP from sea ice cores at five different locations along the Transpolar Drift to assess if sea ice is a sink and transport vector of MP. Ice cores were taken from one land-locked and four drifting ice floes to distinguish between local entrainment of MP and long-distance transport. MP composition of the cores was analyzed by focal plane array detector-based micro-fourier-transform infrared imaging (Imaging FTIR) and compared to a previous study with respect to MP in Arctic sea ice cores. Analyses of discrete ice core horizons allowed us to assess the spatial variability within sea ice and to reconstruct the location of MP incorporation. By computing drift trajectories, coupled to a thermodynamic ice growth model, possible source regions of MP entrainments during ice growth were identified.

- Question No. 5

Which oceanic region has high concentrations of microplastics south-west of Svalbard?

**Options :**

1. Indian Ocean
2. Pacific Ocean
3. Southern Ocean
4. Atlantic Ocean
5. Arctic Ocean

Answer : Atlantic Ocean

Direction:

**Read the following passage carefully and answer the following questions based on the passage. Some words are highlighted to help you answer a few questions:**

Marine debris is a growing environmental concern as recent reports indicate that increasing quantities of litter disperse into secluded environments, including Polar Regions and the deep ocean floor. Plastic accounts for 73% of

marine debris globally and it has been estimated that about 8 million tons of plastic move from land into the ocean each year. However, only 1% of this has been accounted for in terms of small plastic debris, highlighting that some of the major sinks of oceanic plastic litter remains to be identified. The Arctic Ocean is now in a state of rapid **transition** that is best exemplified by the marked reduction in age, thickness and extent of the sea ice cover. The European Arctic margin is influenced by drift ice formed on the Siberian shelves and carried to the Fram Strait via the Transpolar Drift. In contrast, the Fram Strait is the gateway that transports warm Atlantic water, via the West Spitsbergen Current to the Central Arctic, containing an anthropogenic imprint. It is well known that regions of the Arctic Ocean are highly polluted owing to local sources and long-range atmospheric input. In this context sea ice has been identified early on as a major means of transport for various pollutants, with north and east Greenland as well as the Laptev Sea, being especially prone to contamination from several sources. A useful method to study sea ice drift pattern is by using passive microwave satellite images combined with the motions of sea ice buoys, which highlight the role of sea ice, e.g. spreading oil spills. Recent studies stress the changes caused by the shift to first year ice resulting in the tendency of sea ice floes to diverge from the main drift pattern such as the Transpolar Drift, with complex effects on exchange processes of any contaminants between the exclusive economic zones (EEZ) of the various Arctic nations. Despite the scant knowledge of Arctic ecosystems, the trend towards thinner sea ice and ice-free summers in the future has already **stimulated** increasing exploitation of its resources in terms of shipping, tourism, fisheries and hydrocarbon exploration.

Plastic degrades into smaller fragments under the influence of sunlight, temperature changes, **mechanic** abrasion and wave action. Particles  $\leq 5$  mm are called microplastics (MP) and have recently featured in a strongly growing number of studies and publications. MP raise particular concerns because plastic in this size category can be taken up by a much wider range of organisms with currently largely unknown health effects on marine life and humans. Over the past decade, MP were identified from numerous marine ecosystems globally, including the Arctic and the Southern Ocean. High concentrations of MP also occur in the surface waters south-west of Svalbard, but overall, MP origins, pathways and their compositional framework within Arctic sea ice remains unclear.

Here, we analyzed the content and composition of MP from sea ice cores at five different locations along the Transpolar Drift to assess if sea ice is a sink and transport vector of MP. Ice cores were taken from one land-locked and four drifting ice floes to distinguish between local entrainment of MP and long-distance transport. MP composition of the cores was analyzed by focal plane array detector-based micro-fourier-transform infrared imaging (Imaging FTIR) and compared to a previous study with respect to MP in Arctic sea ice cores. Analyses of discrete ice core horizons allowed us to assess the spatial variability within sea ice and to reconstruct the location of MP incorporation. By computing drift trajectories, coupled to a thermodynamic ice growth model, possible

source regions of MP entrainments during ice growth were identified.

• Question No. 6

What is the primary focus or theme of the passage?

**Options :**

1. The impact of climate change on Arctic ecosystems
2. The exploration of marine life in the Arctic Ocean
3. The analysis of microplastics distribution in global oceans
4. The role of sea ice in transporting pollutants in the Arctic
5. The effects of plastic degradation on marine organisms

Answer : The role of sea ice in transporting pollutants in the Arctic

Direction:

**Read the following passage carefully and answer the following questions based on the passage. Some words are highlighted to help you answer a few questions:**

Marine debris is a growing environmental concern as recent reports indicate that increasing quantities of litter disperse into secluded environments, including Polar Regions and the deep ocean floor. Plastic accounts for 73% of marine debris globally and it has been estimated that about 8 million tons of plastic move from land into the ocean each year. However, only 1% of this has been accounted for in terms of small plastic debris, highlighting that some of the major sinks of oceanic plastic litter remains to be identified. The Arctic Ocean is now in a state of rapid **transition** that is best exemplified by the marked reduction in age, thickness and extent of the sea ice cover. The European Arctic margin is influenced by drift ice formed on the Siberian shelves and carried to the Fram Strait via the Transpolar Drift. In contrast, the Fram Strait is the gateway that transports warm Atlantic water, via the West Spitsbergen Current to the Central Arctic, containing an anthropogenic imprint. It is well known that regions of the Arctic Ocean are highly polluted owing to local sources and long-range atmospheric input. In this context sea ice has been identified early on as a major means of transport for various pollutants, with north and east Greenland as well as the Laptev Sea, being especially prone to contamination from several sources. A useful method to study sea ice drift pattern is by using passive microwave satellite images combined with the motions of sea ice buoys, which highlight the role of sea ice, e.g. spreading oil spills. Recent studies stress the changes caused by the shift to first year ice resulting in the tendency of sea ice floes to diverge from the main drift pattern such as the Transpolar Drift, with complex effects on exchange processes of any contaminants between the exclusive economic zones (EEZ) of

the various Arctic nations. Despite the scant knowledge of Arctic ecosystems, the trend towards thinner sea ice and ice-free summers in the future has already **stimulated** increasing exploitation of its resources in terms of shipping, tourism, fisheries and hydrocarbon exploration.

Plastic degrades into smaller fragments under the influence of sunlight, temperature changes, **mechanic** abrasion and wave action. Particles 5 mm are called microplastics (MP) and have recently featured in a strongly growing number of studies and publications. MP raise particular concerns because plastic in this size category can be taken up by a much wider range of organisms with currently largely unknown health effects on marine life and humans. Over the past decade, MP were identified from numerous marine ecosystems globally, including the Arctic and the Southern Ocean. High concentrations of MP also occur in the surface waters south-west of Svalbard, but overall, MP origins, pathways and their compositional framework within Arctic sea ice remains unclear.

Here, we analyzed the content and composition of MP from sea ice cores at five different locations along the Transpolar Drift to assess if sea ice is a sink and transport vector of MP. Ice cores were taken from one land-locked and four drifting ice floes to distinguish between local entrainment of MP and long-distance transport. MP composition of the cores was analyzed by focal plane array detector-based micro-fourier-transform infrared imaging (Imaging FTIR) and compared to a previous study with respect to MP in Arctic sea ice cores. Analyses of discrete ice core horizons allowed us to assess the spatial variability within sea ice and to reconstruct the location of MP incorporation. By computing drift trajectories, coupled to a thermodynamic ice growth model, possible source regions of MP entrainments during ice growth were identified.

- Question No. 7

What is the predominant tone of the passage?

**Options :**

1. Optimistic
2. Neutral
3. Alarmed
4. Analytical
5. Conclusive

Answer : Alarmed

Direction:

**Read the following passage carefully and answer the following questions based on the passage. Some words are highlighted to help you answer a few questions:**

Marine debris is a growing environmental concern as recent reports indicate that increasing quantities of litter disperse into secluded environments, including Polar Regions and the deep ocean floor. Plastic accounts for 73% of marine debris globally and it has been estimated that about 8 million tons of plastic move from land into the ocean each year. However, only 1% of this has been accounted for in terms of small plastic debris, highlighting that some of the major sinks of oceanic plastic litter remains to be identified. The Arctic Ocean is now in a state of rapid **transition** that is best exemplified by the marked reduction in age, thickness and extent of the sea ice cover. The European Arctic margin is influenced by drift ice formed on the Siberian shelves and carried to the Fram Strait via the Transpolar Drift. In contrast, the Fram Strait is the gateway that transports warm Atlantic water, via the West Spitsbergen Current to the Central Arctic, containing an anthropogenic imprint. It is well known that regions of the Arctic Ocean are highly polluted owing to local sources and long-range atmospheric input. In this context sea ice has been identified early on as a major means of transport for various pollutants, with north and east Greenland as well as the Laptev Sea, being especially prone to contamination from several sources. A useful method to study sea ice drift is by using passive microwave satellite images combined with the motions of sea ice buoys, which highlight the role of sea ice, e.g. spreading oil spills. Recent studies stress the changes caused by the shift to first year ice resulting in the tendency of sea ice floes to diverge from the main drift pattern such as the Transpolar Drift, with complex effects on exchange processes of any contaminants between the exclusive economic zones (EEZ) of the various Arctic nations. Despite the scant knowledge of Arctic ecosystems, the trend towards thinner sea ice and ice-free summers in the future has already **stimulated** increasing exploitation of its resources in terms of shipping, tourism, fisheries and hydrocarbon exploration.

Plastic degrades into smaller fragments under the influence of sunlight, temperature changes, **mechanic** abrasion and wave action. Particles < 5 mm are called microplastics (MP) and have recently featured in a strongly growing number of studies and publications. MP raise particular concerns because plastic in this size category can be taken up by a much wider range of organisms with currently largely unknown health effects on marine life and humans. Over the past decade, MP were identified from numerous marine ecosystems globally, including the Arctic and the Southern Ocean. High concentrations of MP also occur in the surface waters south-west of Svalbard, but overall, MP origins, pathways and their compositional framework within Arctic sea ice remains unclear.

Here, we analyzed the content and composition of MP from sea ice cores at five different locations along the Transpolar Drift to assess if sea ice is a sink and transport vector of MP. Ice cores were taken from one land-locked and four drifting ice floes to distinguish between local entrainment of MP and long-distance transport. MP

composition of the cores was analyzed by focal plane array detector-based micro-fourier-transform infrared imaging (Imaging FTIR) and compared to a previous study with respect to MP in Arctic sea ice cores. Analyses of discrete ice core horizons allowed us to assess the spatial variability within sea ice and to reconstruct the location of MP incorporation. By computing drift trajectories, coupled to a thermodynamic ice growth model, possible source regions of MP entrainments during ice growth were identified.

• Question No. 8

Which of the following is not similar in meaning to 'transition'?

**Options :**

1. Change
2. Shift
3. Transformation
4. Evolution
5. Stability

Answer : Stability

Direction:

**Read the following passage carefully and answer the following questions based on the passage. Some words are highlighted to help you answer a few questions:**

Marine debris is a growing environmental concern as recent reports indicate that increasing quantities of litter disperse into secluded environments, including Polar Regions and the deep ocean floor. Plastic accounts for 73% of marine debris globally and it has been estimated that about 8 million tons of plastic move from land into the ocean each year. However, only 1% of this has been accounted for in terms of small plastic debris, highlighting that some of the major sinks of oceanic plastic litter remains to be identified. The Arctic Ocean is now in a state of rapid **transition** that is best exemplified by the marked reduction in age, thickness and extent of the sea ice cover. The European Arctic margin is influenced by drift ice formed on the Siberian shelves and carried to the Fram Strait via the Transpolar Drift. In contrast, the Fram Strait is the gateway that transports warm Atlantic water, via the West Spitsbergen Current to the Central Arctic, containing an anthropogenic imprint. It is well known that regions of the Arctic Ocean are highly polluted owing to local sources and long-range atmospheric input. In this context sea ice has been identified early on as a major means of transport for various pollutants, with north and east Greenland as well as the Laptev Sea, being especially prone to contamination from several sources. A useful method to study sea

ice drift pattern is by using passive microwave satellite images combined with the motions of sea ice buoys, which highlight the role of sea ice, e.g. spreading oil spills. Recent studies stress the changes caused by the shift to first year ice resulting in the tendency of sea ice floes to diverge from the main drift pattern such as the Transpolar Drift, with complex effects on exchange processes of any contaminants between the exclusive economic zones (EEZ) of the various Arctic nations. Despite the scant knowledge of Arctic ecosystems, the trend towards thinner sea ice and ice-free summers in the future has already **stimulated** increasing exploitation of its resources in terms of shipping, tourism, fisheries and hydrocarbon exploration.

Plastic degrades into smaller fragments under the influence of sunlight, temperature changes, **mechanic** abrasion and wave action. Particles 5 mm are called microplastics (MP) and have recently featured in a strongly growing number of studies and publications. MP raise particular concerns because plastic in this size category can be taken up by a much wider range of organisms with currently largely unknown health effects on marine life and humans. Over the past decade, MP were identified from numerous marine ecosystems globally, including the Arctic and the Southern Ocean. High concentrations of MP also occur in the surface waters south-west of Svalbard, but overall, MP origins, pathways and their compositional framework within Arctic sea ice remains unclear.

Here, we analyzed the content and composition of MP from sea ice cores at five different locations along the Transpolar Drift to assess if sea ice is a sink and transport vector of MP. Ice cores were taken from one land-locked and four drifting ice floes to distinguish between local entrainment of MP and long-distance transport. MP composition of the cores was analyzed by focal plane array detector-based micro-fourier-transform infrared imaging (Imaging FTIR) and compared to a previous study with respect to MP in Arctic sea ice cores. Analyses of discrete ice core horizons allowed us to assess the spatial variability within sea ice and to reconstruct the location of MP incorporation. By computing drift trajectories, coupled to a thermodynamic ice growth model, possible source regions of MP entrainments during ice growth were identified.

- Question No. 9

Which of the following is not similar in meaning to 'stimulated'?

**Options :**

1. Encouraged
2. Inspired
3. Suppressed

4. Motivated

5. Provoked

Answer : Suppressed

Direction:

**Read the following passage carefully and answer the following questions based on the passage. Some words are highlighted to help you answer a few questions:**

Marine debris is a growing environmental concern as recent reports indicate that increasing quantities of litter disperse into secluded environments, including Polar Regions and the deep ocean floor. Plastic accounts for 73% of marine debris globally and it has been estimated that about 8 million tons of plastic move from land into the ocean each year. However, only 1% of this has been accounted for in terms of small plastic debris, highlighting that some of the major sinks of oceanic plastic litter remains to be identified. The Arctic Ocean is now in a state of rapid **transition** that is best exemplified by the marked reduction in age, thickness and extent of the sea ice cover. The European Arctic margin is influenced by drift ice formed on the Siberian shelves and carried to the Fram Strait via the Transpolar Drift. In contrast, the Fram Strait is the gateway that transports warm Atlantic water, via the West Spitsbergen Current to the Central Arctic, containing an anthropogenic imprint. It is well known that regions of the Arctic Ocean are highly polluted owing to local sources and long-range atmospheric input. In this context sea ice has been identified early on as a major means of transport for various pollutants, with north and east Greenland as well as the Laptev Sea, being especially prone to contamination from several sources. A useful method to study sea ice drift pattern is by using passive microwave satellite images combined with the motions of sea ice buoys, which highlight the role of sea ice, e.g. spreading oil spills. Recent studies stress the changes caused by the shift to first year ice resulting in the tendency of sea ice floes to diverge from the main drift pattern such as the Transpolar Drift, with complex effects on exchange processes of any contaminants between the exclusive economic zones (EEZ) of the various Arctic nations. Despite the scant knowledge of Arctic ecosystems, the trend towards thinner sea ice and ice-free summers in the future has already **stimulated** increasing exploitation of its resources in terms of shipping, tourism, fisheries and hydrocarbon exploration.

Plastic degrades into smaller fragments under the influence of sunlight, temperature changes, **mechanic** abrasion and wave action. Particles 5 mm are called microplastics (MP) and have recently featured in a strongly growing number of studies and publications. MP raise particular concerns because plastic in this size category can be taken up by a much wider range of organisms with currently largely unknown health effects on marine life and humans. Over the past decade, MP were identified from numerous marine ecosystems globally, including the Arctic and the Southern Ocean. High concentrations of MP also occur in the surface waters south-west of Svalbard, but overall,

MP origins, pathways and their compositional framework within Arctic sea ice remains unclear.

Here, we analyzed the content and composition of MP from sea ice cores at five different locations along the Transpolar Drift to assess if sea ice is a sink and transport vector of MP. Ice cores were taken from one land-locked and four drifting ice floes to distinguish between local entrainment of MP and long-distance transport. MP composition of the cores was analyzed by focal plane array detector-based micro-fourier-transform infrared imaging (Imaging FTIR) and compared to a previous study with respect to MP in Arctic sea ice cores. Analyses of discrete ice core horizons allowed us to assess the spatial variability within sea ice and to reconstruct the location of MP incorporation. By computing drift trajectories, coupled to a thermodynamic ice growth model, possible source regions of MP entrainments during ice growth were identified.

- Question No. 10

Which of the following is similar in meaning to 'mechanic'?

**Options :**

1. Organic
2. Manual
3. Handcrafted
4. Technician
5. Non-mechanical

Answer : Technician

Direction:

**Given below is a sentence that may have an error.**

The error if any, will be in one part of the given sentence. Choose the part from the options given below the sentence, which contains the error. If there is no error, choose option e 'no error'.

- Question No. 11

An Indian Naval warship intercepted the hijacked Malta-flagged tanker, MV Ruen which was reportedly be used as a pirate ship for acts of piracy on high seas.

**Options :**

1. An Indian Naval warship intercepted
2. the hijacked Malta-flagged tanker,
3. MV Ruen which was reportedly be used
4. as a pirate ship for acts of piracy on high seas
5. No error

Answer : MV Ruen which was reportedly be used

Direction:

**Given below is a sentence that may have an error.**

The error if any, will be in one part of the given sentence. Choose the part from the options given below the sentence, which contains the error. If there is no error, choose option e 'no error'.

• Question No. 12

"The ex-MV Ruen, which had been hijacked by Somali pirates on 14 December, was reported to have sailing out as a pirate ship towards conducting acts of piracy on high seas," the Indian Navy said on March 16.

**Options :**

1. "The ex-MV Ruen, which had been hijacked by Somali pirates on 14 December,
2. was reported to have sailing out as a pirate ship
3. towards conducting acts of piracy on high seas,"
4. the Indian Navy said on March 16.
5. No error

Answer : was reported to have sailing out as a pirate ship

Direction:

**Given below is a sentence that may have an error.**

The error if any, will be in one part of the given sentence. Choose the part from the options given below the sentence, which contains the error. If there is no error, choose option e 'no error'.

• Question No. 13

There have been a resurgence in piracy in the Horn of Africa coinciding with the volatile situation in the Red Sea with drone and missile attacks by Houthis on commercial shipping.

**Options :**

1. There have been a resurgence in piracy in the Horn of Africa
2. coinciding with the volatile situation in the Red Sea
3. with drone and missile attacks
4. by Houthis on commercial shipping
5. No error

Answer : There have been a resurgence in piracy in the Horn of Africa

Direction:

**Given below is a sentence that may have an error.**

The error if any, will be in one part of the given sentence. Choose the part from the options given below the sentence, which contains the error. If there is no error, choose option e 'no error'.

• Question No. 14

The pirates onboard the vessel have been called upon to surrender and release the vessel and any civilians they may be holding against its will," the Navy said.

**Options :**

1. The pirates onboard the vessel have been called upon
2. to surrender and release the vessel
3. and any civilians they may
4. be holding against its will," the Navy said
5. No error

Answer : be holding against its will," the Navy said

Direction:

**Given below is a sentence that may have an error.**

The error if any, will be in one part of the given sentence. Choose the part from the options given below the sentence, which contains the error. If there is no error, choose option e 'no error'.

• Question No. 15

The Bharatiya Janata Party (BJP) pulled up a major tactical victory in Andhra Pradesh as it welcomed back an estranged ally, the Telugu Desam Party (TDP) and a former Convenor of the ruling National Democratic Alliance (NDA) in New Delhi and former Andhra Pradesh Chief Minister N. Chandrababu Naidu.

**Options :**

1. The Bharatiya Janata Party (BJP) pulled up a major tactical victory in Andhra Pradesh as
2. it welcomed back an estranged ally, the Telugu Desam Party (TDP) and a former Convenor of the
3. ruling National Democratic Alliance (NDA) in New Delhi and former
4. Andhra Pradesh Chief Minister N. Chandrababu Naidu
5. No error

Answer : The Bharatiya Janata Party (BJP) pulled up a major tactical victory in Andhra Pradesh as

Direction:

**Given below is a sentence that may have an error.**

The error if any, will be in one part of the given sentence. Choose the part from the options given below the sentence, which contains the error. If there is no error, choose option e 'no error'.

• Question No. 16

We realise that, in Ireland, we are fortunate to have a National Day that almost everyone know.

**Options :**

1. We realise that,
2. in Ireland,
3. we are fortunate to have
4. a National Day that almost everyone know
5. No error

Answer : a National Day that almost everyone know

Direction:

**Given below is a sentence that may have an error.**

The error if any, will be in one part of the given sentence. Choose the part from the options given below the sentence, which contains the error. If there is no error, choose option e 'no error'.

• Question No. 17

St. Patrick's Day is an opportunity to celebrate Ireland with the more than 70 million people globally who claim Irish ancestry and the many more who shows their fondness for Ireland in any number of ways.

**Options :**

1. St. Patrick's Day is an opportunity to celebrate Ireland with the more than 70 million
2. people globally who claim Irish ancestry
3. and the many more who shows
4. their fondness for Ireland in any number of ways
5. No error

Answer : and the many more who shows

Direction:

**Given below is a sentence that may have an error.**

The error if any, will be in one part of the given sentence. Choose the part from the options given below the sentence, which contains the error. If there is no error, choose option e 'no error'.

• Question No. 18

Since 2016, there has been a steady rise in the number of Indian immigrants in Ireland, especially them pursuing higher education.

**Options :**

1. Since 2016, there has been a steady rise
2. in the number of
3. Indian immigrants in Ireland,
4. especially them pursuing higher education
5. No error

Answer : especially them pursuing higher education

Direction:

**Given below is a sentence that may have an error.**

The error if any, will be in one part of the given sentence. Choose the part from the options given below the sentence, which contains the error. If there is no error, choose option e 'no error'.

• Question No. 19

According to the Irish Immigration and Citizenship Policy Division, the Third-Level Graduate Scheme allows international students to seek employment by granting either a general employment permit, a critical skills employment permit, nor a research hosting agreement.

**Options :**

1. According to the Irish Immigration and Citizenship Policy Division,
2. the Third-Level Graduate Scheme allows international students to seek employment
3. by granting either a general employment permit,
4. a critical skills employment permit, nor a research hosting agreement
5. No error

Answer : a critical skills employment permit, nor a research hosting agreement

Direction:

**Given below is a sentence that may have an error.**

The error if any, will be in one part of the given sentence. Choose the part from the options given below the sentence, which contains the error. If there is no error, choose option e 'no error'.

• Question No. 20

As Bengaluru grows further outwards and faster than it can cope, water supply is one of the first casualty.

**Options :**

1. As Bengaluru grows further
2. outwards and faster than
3. it can cope, water supply

- 4. is one of the first casualty
- 5. No error

Answer : is one of the first casualty

Direction:

**Below is given a sentence with an emboldened part. The part may or may not be grammatically correct. The question is followed by three alternatives that might improve the sentence. Choose the correct combination of alternatives.**

- Question No. 21

She was so hungry that she could eat an/a **bug**.

- i. horse
- ii. elephant
- iii. ox

Options :

- 1. Only i
- 2. Only ii
- 3. Only iii
- 4. Only i and ii
- 5. None of the above

Answer : Only i

Direction:

**Below is given a sentence with an emboldened part. The part may or may not be grammatically correct. The question is followed by three alternatives that might improve the sentence. Choose the correct combination of alternatives.**

- Question No. 22

The team had to **bore** the loss of their star player due to injury.

- i. bear

ii. bare

iii. bair

**Options :**

1. Only i
2. Only ii
3. Only iii
4. Only i and ii
5. None of the above

Answer : Only i

Direction:

**Below is given a sentence with an emboldened part. The part may or may not be grammatically correct. The question is followed by three alternatives that might improve the sentence. Choose the correct combination of alternatives.**

- Question No. 23

She will **defect** the outcome of the negotiations with her persuasive skills.

i. affect

ii. effect

iii. infect

**Options :**

1. Only i
2. Only ii
3. Only iii
4. Only i and ii
5. None of the above

Answer : Only i and ii

Direction:

Below is given a sentence with an emboldened part. The part may or may not be grammatically correct. The question is followed by three alternatives that might improve the sentence. Choose the correct combination of alternatives.

- Question No. 24

The company is **loosing** money due to poor financial management.

- i. luring
- ii. losing
- iii. loosening

Options :

- 1. Only i
- 2. Only ii
- 3. Only iii
- 4. Only i and ii
- 5. None of the above

Answer : Only ii

Direction:

Below is given a sentence with an emboldened part. The part may or may not be grammatically correct. The question is followed by three alternatives that might improve the sentence. Choose the correct combination of alternatives.

- Question No. 25

The new employee was given a **fish** of paperwork to complete on his first day.

- i. whale
- ii. ton
- iii. load

Options :

- 1. Only i

2. Only ii
3. Only iii
4. Only i and ii
5. None of the above

Answer : Only i and ii

Direction:

**Given below is a sentence with one blank. Choose the correct option to fill in the blank.**

- Question No. 26

Despite his best efforts, John couldn't shake off the feeling of \_\_\_\_\_ after losing the competition.

**Options :**

1. jubilation
2. despair
3. contentment
4. exhilaration
5. None of the above

Answer : despair

Direction:

**Given below is a sentence with one blank. Choose the correct option to fill in the blank.**

- Question No. 27

The sudden turn of events left Sarah feeling \_\_\_\_\_, unsure of what to do next.

**Options :**

1. confident
2. ambivalent
3. ecstatic
4. complacent
5. None of the above

Answer : ambivalent

Direction:

**Given below is a sentence with one blank. Choose the correct option to fill in the blank.**

- Question No. 28

Maria's face lit up with \_\_\_\_\_ when she received the unexpected gift from her friend.

**Options :**

1. confusion
2. excitement
3. boredom
4. frustration
5. None of the above

Answer : excitement

Direction:

**Given below is a sentence with one blank. Choose the correct option to fill in the blank.**

- Question No. 29

The news of her promotion filled Sarah with a sense of \_\_\_\_\_, knowing her hard work had paid off.

**Options :**

1. disappointment
2. satisfaction
3. annoyance
4. regret
5. None of the above

Answer : satisfaction

Direction:

**Given below is a sentence with one blank. Choose the correct option to fill in the blank.**

• Question No. 30

As the storm grew closer, Mark felt a rising sense of \_\_\_\_\_ about whether he had prepared adequately.

**Options :**

1. peace
2. apprehension
3. indifference
4. pride
5. None of the above

Answer : apprehension

Direction:

**Answer the questions based on the information given below.**

Nine persons (D, E, F, J, K, L, G, H, and I) sit in a straight row facing south but not necessarily in the same order. Three persons sit to the left of G. L sits immediate right of H. D sits third to the right of E. E doesn't sit adjacent to G or H. Two persons sit between G and H. K sits immediate left of J. F doesn't sit adjacent to L.

• Question No. 31

Who sits at one of the extreme ends?

**Options :**

1. J
2. K
3. D
4. F
5. I

Answer : D

Direction:

**Answer the questions based on the information given below.**

Nine persons (D, E, F, J, K, L, G, H, and I) sit in a straight row facing south but not necessarily in the same order. Three persons sit to the left of G. L sits immediate right of H. D sits third to the right of E. E doesn't sit adjacent to G or H. Two persons sit between G and H. K sits immediate left of J. F doesn't sit adjacent to L.

• Question No. 32

Who sits fourth to the left of E?

**Options :**

1. I
2. K
3. H
4. F
5. L

Answer : L

Direction:

**Answer the questions based on the information given below.**

Nine persons (D, E, F, J, K, L, G, H, and I) sit in a straight row facing south but not necessarily in the same order. Three persons sit to the left of G. L sits immediate right of H. D sits third to the right of E. E doesn't sit adjacent to G or H. Two persons sit between G and H. K sits immediate left of J. F doesn't sit adjacent to L.

• Question No. 33

What is the position of K with respect to G?

**Options :**

1. 2 nd to the right
2. 3 rd to the right
3. Immediate left
4. 4 th to the right
5. None of the above

Answer : 3 rd to the right

Direction:

**Answer the questions based on the information given below.**

Nine persons (D, E, F, J, K, L, G, H, and I) sit in a straight row facing south but not necessarily in the same order.

Three persons sit to the left of G. L sits immediate right of H. D sits third to the right of E. E doesn't sit adjacent to G or H. Two persons sit between G and H. K sits immediate left of J. F doesn't sit adjacent to L.

- Question No. 34

How many persons sit between J and L?

**Options :**

1. One
2. Five
3. Two
4. Three
5. None of the above

Answer : Five

Direction:

**Answer the questions based on the information given below.**

Nine persons (D, E, F, J, K, L, G, H, and I) sit in a straight row facing south but not necessarily in the same order.

Three persons sit to the left of G. L sits immediate right of H. D sits third to the right of E. E doesn't sit adjacent to G or H. Two persons sit between G and H. K sits immediate left of J. F doesn't sit adjacent to L.

- Question No. 35

Who sits in the middle of the row?

**Options :**

1. G
2. H
3. J

4. I

5. F

Answer : F

Direction:

**In the following question the relationship between different elements are given in the statements followed by two conclusions I and II. Read the statements carefully and mark your answer accordingly.**

- Question No. 36

**Statements:**  $L \geq M > N, P > N, T = O \geq N$

**Conclusions:**

I.  $T > P$

II.  $L > N$

**Options :**

1. Only Conclusion I follows
2. Only Conclusion II follows
3. Both Conclusion I and II follow
4. Either Conclusion I or II follows
5. Neither Conclusion I nor II follows

Answer : Only Conclusion II follows

Direction:

**In the following question the relationship between different elements are given in the statements followed by two conclusions I and II. Read the statements carefully and mark your answer accordingly.**

- Question No. 37

**Statements:**  $R \geq T, U = V > W \geq X, S, X > Y > Z$

**Conclusions:**

I.  $U > S$

II.  $T > Z$

**Options :**

1. Only Conclusion I follows
2. Only Conclusion II follows
3. Both Conclusion I and II follow
4. Either Conclusion I or II follows
5. Neither Conclusion I nor II follows

Answer : Only Conclusion I follows

Direction:

**In the following question the relationship between different elements are given in the statements followed by two conclusions I and II. Read the statements carefully and mark your answer accordingly.**

- Question No. 38

**Statements:**  $A = B = C = D$ ,  $A > E = F \geq G \geq H > I$

**Conclusions:**

**I.**  $D > I$

**II.**  $E = I$

**Options :**

1. Only Conclusion I follows
2. Only Conclusion II follows
3. Both Conclusion I and II follow
4. Either Conclusion I or II follows
5. Neither Conclusion I nor II follows

Answer : Only Conclusion I follows

Direction:

**Answer the questions based on the information given below.**

Eight poles L, M, N, O, P, Q, R, and S are located at different places. L is 8m west of N. O is 16m south of N. P is exactly between N and O. Q is exactly between S and R, which is 6m east of O. M is 3m north of S. Q is 6m east of P.

- Question No. 39

Pole L is in \_\_\_ direction of Pole Q.

**Options :**

1. West
2. North-West
3. North-East
4. South-East
5. South-West

Answer : North-West

Direction:

**Answer the questions based on the information given below.**

Eight poles L, M, N, O, P, Q, R, and S are located at different places. L is 8m west of N. O is 16m south of N. P is exactly between N and O. Q is exactly between S and R, which is 6m east of O. M is 3m north of S. Q is 6m east of P.

- Question No. 40

What is the total distance between Pole M and Pole R?

**Options :**

1. 14m
2. 19m
3. 13m
4. 18m
5. None of the above

Answer : 19m

Direction:

**Answer the questions based on the information given below:**

There are six members S, I, L, M, E and Y in a family, which consist of three generations and two married couples. L is the son-in-law of M. E is the only daughter of I, who has a sibling. M has only one son. Gender of I and M is same. Y

is the father of S. No single person in the family is parent.

- Question No. 41

How is S related to E?

**Options :**

1. Father
2. Cousin
3. Uncle
4. Aunt
5. Can't be determined

Answer : Uncle

Direction:

**Answer the questions based on the information given below:**

There are six members S, I, L, M, E and Y in a family, which consist of three generations and two married couples. L is the son-in-law of M. E is the only daughter of I, who has a sibling. M has only one son. Gender of I and M is same. Y is the father of S. No single person in the family is parent.

- Question No. 42

How is Y related to mother of I?

**Options :**

1. Brother
2. Uncle
3. Son
4. Husband
5. None of the above

Answer : Husband

- Question No. 43

If all the digits of the number '879593548378' are arranged in descending order from the left end, then what will be the sum of 2<sup>nd</sup>, 6<sup>th</sup> and 8<sup>th</sup> digit from the left end after the rearrangement?

**Options :**

1. 18
2. 21
3. 22
4. 23
5. 24

Answer : 21

- Question No. 44

How many pairs of letters are there in the word "TURMERIC" which has as many letters between them in the word as in the English alphabetical series?

**Options :**

1. Four
2. Five
3. Three
4. Two
5. None of the above

Answer : Two

- Question No. 45

Five persons P, Q, R, S and T have different heights. T is taller than R but shorter than P. S is shorter than R but not the shortest. Who among the following is second shortest person?

**Options :**

1. S
2. R
3. Q
4. T
5. Cannot be determined

Answer : S

Direction:

**Answer the question based on the information given below:**

Eight friends L, M, N, O, P, Q, R and S sit around a circular table. Four of them are facing towards the centre while others are facing outside. Not more than two adjacent persons are facing the same direction. One person sits between L and S. L sits opposite to O such that both are facing opposite direction. Three people sit between Q and M such that both are facing same direction. N does not face outside. S and R are facing the same direction. Immediate neighbors of L are facing opposite direction. R sits immediate right of M. N is not adjacent to R. Q sits immediate right of L.

- Question No. 46

Which of the following groups are facing the centre?

**Options :**

1. L, P, S, N
2. L, M, Q, R
3. L, M, N, Q
4. L, P, S, Q
5. P, R, N, M

Answer : L, M, N, Q

Direction:

**Answer the question based on the information given below:**

Eight friends L, M, N, O, P, Q, R and S sit around a circular table. Four of them are facing towards the centre while others are facing outside. Not more than two adjacent persons are facing the same direction. One person sits between L and S. L sits opposite to O such that both are facing opposite direction. Three people sit between Q and

M such that both are facing same direction. N does not face outside. S and R are facing the same direction.

Immediate neighbors of L are facing opposite direction. R sits immediate right of M. N is not adjacent to R. Q sits immediate right of L.

• Question No. 47

How many persons are sitting between L and O?

**Options :**

1. Four
2. Two
3. Five
4. Three
5. None

Answer : Three

Direction:

**Answer the question based on the information given below:**

Eight friends L, M, N, O, P, Q, R and S sit around a circular table. Four of them are facing towards the centre while others are facing outside. Not more than two adjacent persons are facing the same direction. One person sits between L and S. L sits opposite to O such that both are facing opposite direction. Three people sit between Q and M such that both are facing same direction. N does not face outside. S and R are facing the same direction. Immediate neighbors of L are facing opposite direction. R sits immediate right of M. N is not adjacent to R. Q sits immediate right of L.

• Question No. 48

R sits \_\_\_ to the \_\_\_ of N.

**Options :**

1. Fifth, right
2. Third, left
3. Third, right

- 4. Fourth, left
- 5. Fourth, right

Answer : Third, right

Direction:

**Answer the question based on the information given below:**

Eight friends L, M, N, O, P, Q, R and S sit around a circular table. Four of them are facing towards the centre while others are facing outside. Not more than two adjacent persons are facing the same direction. One person sits between L and S. L sits opposite to O such that both are facing opposite direction. Three people sit between Q and M such that both are facing same direction. N does not face outside. S and R are facing the same direction. Immediate neighbors of L are facing opposite direction. R sits immediate right of M. N is not adjacent to R. Q sits immediate right of L.

- Question No. 49

Four of the following five are alike in a certain way and form a group. Which one does not belong to that group?

**Options :**

- 1. L
- 2. M
- 3. R
- 4. Q
- 5. N

Answer : R

Direction:

**Answer the question based on the information given below:**

Eight friends L, M, N, O, P, Q, R and S sit around a circular table. Four of them are facing towards the centre while others are facing outside. Not more than two adjacent persons are facing the same direction. One person sits between L and S. L sits opposite to O such that both are facing opposite direction. Three people sit between Q and M such that both are facing same direction. N does not face outside. S and R are facing the same direction. Immediate neighbors of L are facing opposite direction. R sits immediate right of M. N is not adjacent to R. Q sits immediate right of L.

- Question No. 50

Who is sitting third to the left of R?

**Options :**

1. L
2. Q
3. S
4. N
5. M

Answer : Q

Direction:

**In each of the questions below two statements are given followed by two Conclusions. You have to take the given statements to be true even, if they seem to be at variance from commonly known facts. Read all the conclusions and then decide which of the given conclusions logically follows from the given statements disregarding commonly known facts.**

- Question No. 51

**Statements:**

All tables are chairs.

All chairs are fan.

Some fan are bulb.

**Conclusion:**

**I.** All chairs are tables.

**II.** Some bulb are tables.

**Options :**

1. If only conclusion I follows
2. If only conclusion II follows
3. If either conclusion I or II follows

- 4. If neither conclusion I nor II follows
- 5. If both conclusions I and II follow

Answer : If neither conclusion I nor II follows

Direction:

**In each of the questions below two statements are given followed by two Conclusions. You have to take the given statements to be true even, if they seem to be at variance from commonly known facts. Read all the conclusions and then decide which of the given conclusions logically follows from the given statements disregarding commonly known facts.**

- Question No. 52

**Statements:**

Some grains are containers.

No container is a cardboard.

All cardboards are godown.

**Conclusion:**

**I.** All grains can never be cardboards.

**II.** Some godown can be grains.

**Options :**

- 1. If only conclusion I follows.
- 2. If only conclusion II follows.
- 3. If either conclusion I or II follows.
- 4. If neither conclusion I nor II follows.
- 5. If both conclusions I and II follow.

Answer : If both conclusions I and II follow.

Direction:

**In each of the questions below two statements are given followed by two Conclusions. You have to take the given statements to be true even, if they seem to be at variance from commonly known facts. Read all the conclusions and then decide which of the given conclusions logically follows from the given statements disregarding commonly known facts.**

- Question No. 53

**Statements:**

All singers are actors.

No actor is a director.

No singer is a producer.

**Conclusions:**

I. Some singers are not directors.

II. Some actors are not producers.

**Options :**

1. If only conclusion I follows.
2. If only conclusion II follows.
3. If either conclusion I or II follows.
4. If neither conclusion I nor II follows.
5. If both conclusions I and II follow.

Answer : If both conclusions I and II follow.

Direction:

**In each of the questions below two statements are given followed by two Conclusions. You have to take the given statements to be true even, if they seem to be at variance from commonly known facts. Read all the conclusions and then decide which of the given conclusions logically follows from the given statements disregarding commonly known facts.**

- Question No. 54

**Statements:**

Some pilot are aeroplane.

All aeroplane are passenger.

Some passenger are helicopter.

**Conclusions:**

I. Some passenger are not pilot.

II. All passenger are pilot.

**Options :**

1. If only conclusion I follows.
2. If only conclusion II follows.
3. If either conclusion I or II follows.
4. If neither conclusion I nor II follows.
5. If both conclusions I and II follow.

Answer : If either conclusion I or II follows.

Direction:

In each of the questions below two statements are given followed by two Conclusions. You have to take the given statements to be true even, if they seem to be at variance from commonly known facts. Read all the conclusions and then decide which of the given conclusions logically follows from the given statements disregarding commonly known facts.

- Question No. 55

**Statements:**

No fork is a spoon.

No spoon is a plate.

All plates are cups.

**Conclusions:**

I. Some cups are forks.

II. All cups are plates.

**Options :**

1. If only conclusion I follows.
2. If only conclusion II follows.
3. If either conclusion I or II follows.

- 4. If neither conclusion I nor II follows.
- 5. If both conclusions I and II follow.

Answer : If neither conclusion I nor II follows.

Direction:

**Answer the questions based on the information given below.**

Seven persons (S, T, U, V, W, X and Y) were born in seven different months (April, May, June, July, August, September, and October) of the same year. They like four different colours (Green, White, Blue and Pink). At least one and not more than two persons like the same colour. V, who was born in May, likes Blue. Two persons were born between V and U, who likes Green. The person, who likes White, was born immediately after U. Only W likes Pink and was born before Y. Two persons were born between W and T, who doesn't like White or Blue. S doesn't like Blue. Y was born three months before X. X was born after U.

- Question No. 56

The person, who was born in October, likes \_\_\_\_\_.

**Options :**

- 1. White
- 2. Blue
- 3. Green
- 4. Either (a) or (b)
- 5. Either (b) or (c)

Answer : White

Direction:

**Answer the questions based on the information given below.**

Seven persons (S, T, U, V, W, X and Y) were born in seven different months (April, May, June, July, August, September, and October) of the same year. They like four different colours (Green, White, Blue and Pink). At least one and not more than two persons like the same colour. V, who was born in May, likes Blue. Two persons were born between V and U, who likes Green. The person, who likes White, was born immediately after U. Only W likes Pink and was born before Y. Two persons were born between W and T, who doesn't like White or Blue. S doesn't like Blue. Y was born three months before X. X was born after U.

• Question No. 57

Who was born in April?

**Options :**

1. The person, who likes Blue
2. W
3. S
4. Cannot be determined
5. None of the above

Answer : W

Direction:

**Answer the questions based on the information given below.**

Seven persons (S, T, U, V, W, X and Y) were born in seven different months (April, May, June, July, August, September, and October) of the same year. They like four different colours (Green, White, Blue and Pink). At least one and not more than two persons like the same colours. V, who was born in May, likes Blue. Two persons were born between V and U, who likes Green. The person, who likes White, was born immediately after U. Only W likes Pink and was born before Y. Two persons were born between W and T, who doesn't like White or Blue. S doesn't like Blue. Y was born three months before X. X was born after U.

• Question No. 58

Who likes Green?

**Options :**

1. T
2. X
3. S
4. Y
5. None of the above

Answer : T

Direction:

**Answer the questions based on the information given below.**

Seven persons (S, T, U, V, W, X and Y) were born in seven different months (April, May, June, July, August, September, and October) of the same year. They like four different colours (Green, White, Blue and Pink). At least one and not more than two persons like the same colours. V, who was born in May, likes Blue. Two persons were born between V and U, who likes Green. The person, who likes White, was born immediately after U. Only W likes Pink and was born before Y. Two persons were born between W and T, who doesn't like White or Blue. S doesn't like Blue. Y was born three months before X. X was born after U.

- Question No. 59

Four of the following five are alike in a certain way based on a group, which among the following does not belong to that group?

Options :

1. V
2. T
3. U
4. S
5. X

Answer : X

Direction:

**Answer the questions based on the information given below.**

Seven persons (S, T, U, V, W, X and Y) were born in seven different months (April, May, June, July, August, September, and October) of the same year. They like four different colours (Green, White, Blue and Pink). At least one and not more than two persons like the same colours. V, who was born in May, likes Blue. Two persons were born between V and U, who likes Green. The person, who likes White, was born immediately after U. Only W likes Pink and was born before Y. Two persons were born between W and T, who doesn't like White or Blue. S doesn't like Blue. Y was born three months before X. X was born after U.

- Question No. 60

Who likes White?

**Options :**

1. U
2. V
3. S
4. W
5. None of the above

Answer : S

Direction:

**Answer the following based on the information given below.**

Nine boxes (J, K, L, M, N, O, P, Q and R) are kept one above the other such that the bottommost box is numbered as 1, the box above it is numbered as 2 and so on. J is the seventh box. M is kept four boxes above K. K is a prime numbered box. N is kept two boxes above P. P, which is an even numbered box, is not kept above K. Q is kept immediately above R. R is not a prime numbered box. O is kept above L.

- Question No. 61

Which of the following box is in bottommost position?

**Options :**

1. R
2. Q
3. J
4. M
5. L

Answer : R

Direction:

**Answer the following based on the information given below.**

Nine boxes (J, K, L, M, N, O, P, Q and R) are kept one above the other such that the bottommost box is numbered as 1, the box above it is numbered as 2 and so on. J is the seventh box. M is kept four boxes above K. K is a prime

numbered box. N is kept two boxes above P. P, which is an even numbered box, is not kept above K. Q is kept immediately above R. R is not a prime numbered box. O is kept above L.

• Question No. 62

\_\_\_\_\_ is kept three boxes above L.

**Options :**

1. J
2. O
3. N
4. Q
5. None of the above

Answer : N

Direction:

**Answer the following based on the information given below.**

Nine boxes (J, K, L, M, N, O, P, Q and R) are kept one above the other such that the bottommost box is numbered as 1, the box above it is numbered as 2 and so on. J is the seventh box. M is kept four boxes above K. K is a prime numbered box. N is kept two boxes above P. P, which is an even numbered box, is not kept above K. Q is kept immediately above R. R is not a prime numbered box. O is kept above L.

• Question No. 63

There are \_\_\_\_\_ box/boxes between O and P.

**Options :**

1. None
2. Two
3. Three
4. Five
5. Four

Answer : Three

Direction:

Answer the following based on the information given below.

Nine boxes (J, K, L, M, N, O, P, Q and R) are kept one above the other such that the bottommost box is numbered as 1, the box above it is numbered as 2 and so on. J is the seventh box. M is kept four boxes above K. K is a prime numbered box. N is kept two boxes above P. P, which is an even numbered box, is not kept above K. Q is kept immediately above R. R is not a prime numbered box. O is kept above L.

- Question No. 64

\_\_\_\_\_ is kept immediately above J.

Options :

1. M
2. P
3. L
4. O
5. Q

Answer : O

Direction:

Answer the following based on the information given below.

Nine boxes (J, K, L, M, N, O, P, Q and R) are kept one above the other such that the bottommost box is numbered as 1, the box above it is numbered as 2 and so on. J is the seventh box. M is kept four boxes above K. K is a prime numbered box. N is kept two boxes above P. P, which is an even numbered box, is not kept above K. Q is kept immediately above R. R is not a prime numbered box. O is kept above L.

- Question No. 65

How many box/boxes is/are kept above Q?

Options :

1. Three

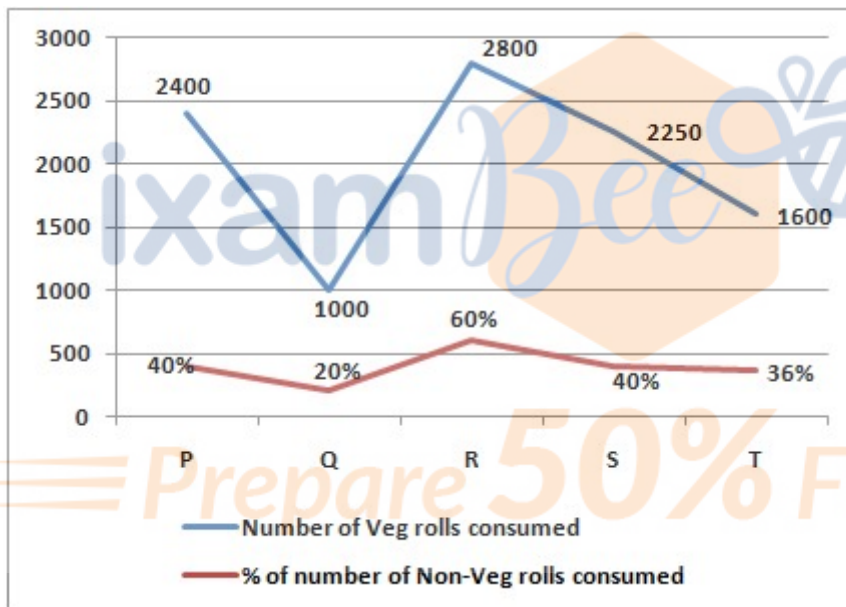
- 2. Four
- 3. Five
- 4. Six
- 5. Seven

Answer : Seven

Direction:

**Study the graph given below and answer the following question.**

The given Line graph shows the number of Veg roll consumed and percentage of number of Non-Veg rolls consumed out of total items (Veg roll + Non-Veg roll) consumed, at five different food carts.



- Question No. 66

Calculate the total amount of corn flour needed at cart 'Q' if every Veg roll uses 20 gm and every Non-Veg roll uses 60 gm of corn flour.

**Options :**

- 1. 35 kg
- 2. 55 kg
- 3. 30 kg
- 4. 34 kg

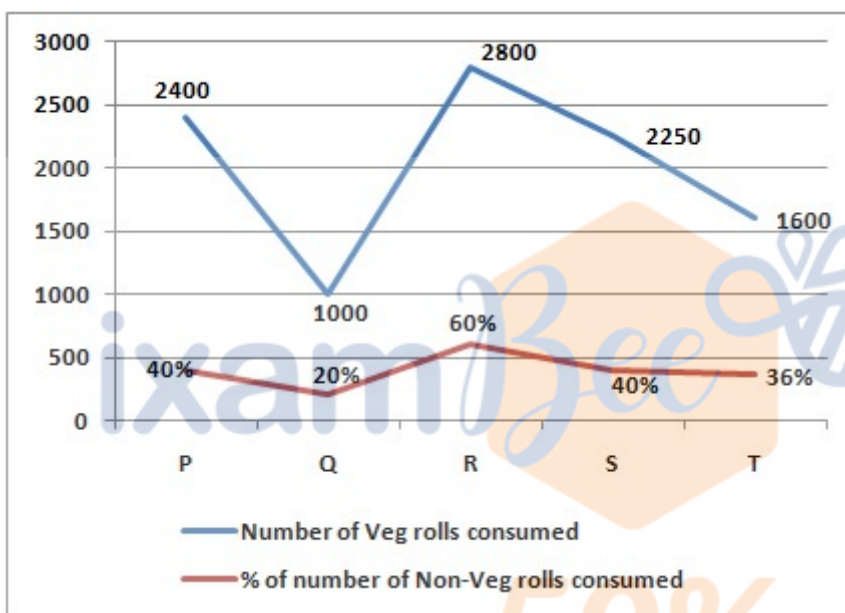
5. none of these

Answer : 35 kg

Direction:

**Study the graph given below and answer the following question.**

The given Line graph shows the number of Veg roll consumed and percentage of number of Non-Veg rolls consumed out of total items (Veg roll + Non-Veg roll) consumed, at five different food carts.



• Question No. 67

What will be the difference between number of items consumed at Cart 'P' and Cart 'R'.

**Options :**

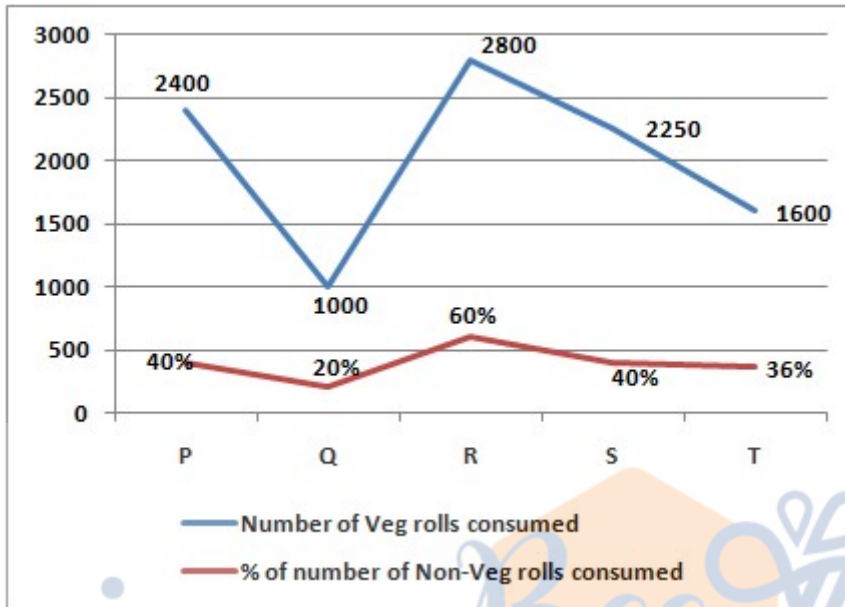
1. 3500
2. 2400
3. 3000
4. 1250
5. none of these

Answer : 3000

Direction:

**Study the graph given below and answer the following question.**

The given Line graph shows the number of Veg roll consumed and percentage of number of Non-Veg rolls consumed out of total items (Veg roll + Non-Veg roll) consumed, at five different food carts.



- Question No. 68

Determine the total income from selling all the Non-Veg rolls at Cart 'P' and Cart 'S', given that each Non-Veg roll at these carts was priced at Rs. 5.

Options :

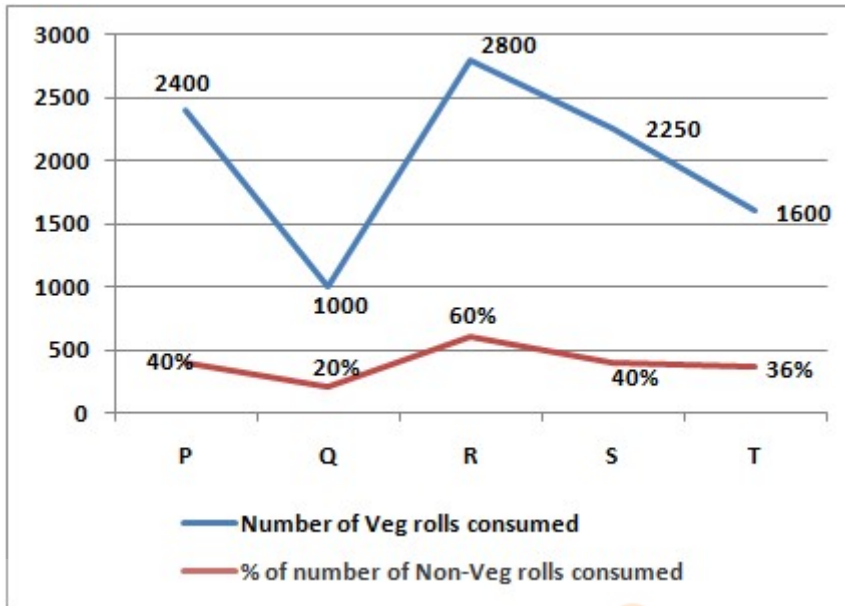
1. Rs.25000
2. Rs.26520
3. Rs.15500
4. Rs.22500
5. none of these

Answer : Rs.15500

Direction:

**Study the graph given below and answer the following question.**

The given Line graph shows the number of Veg roll consumed and percentage of number of Non-Veg rolls consumed out of total items (Veg roll + Non-Veg roll) consumed, at five different food carts.



- Question No. 69

Calculate the difference between the mean consumption of Veg rolls at Carts 'R' and 'T' and the total consumption of Non-Veg rolls at Cart 'R'.

Options :

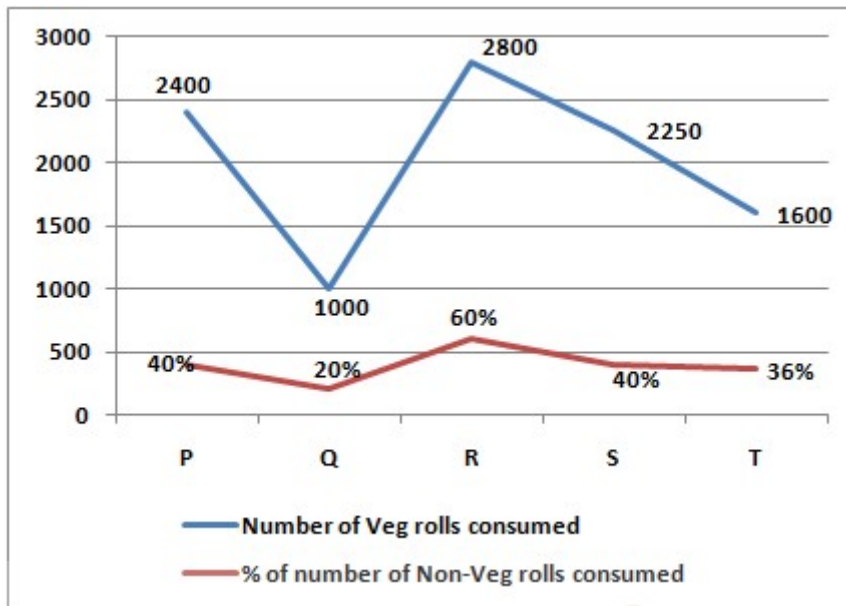
1. 2000
2. 1652
3. 1550
4. 4250
5. none of these

Answer : 2000

Direction:

**Study the graph given below and answer the following question.**

The given Line graph shows the number of Veg roll consumed and percentage of number of Non-Veg rolls consumed out of total items (Veg roll + Non-Veg roll) consumed, at five different food carts.



• Question No. 70

Determine how many oil-free Non-Veg rolls were consumed at Cart 'T', given that they represented 25% of all Non-Veg rolls consumed there.

Options :

1. 554
2. 352
3. 225
4. 185
5. none of these

Answer : 225

Direction:

What will come in place of question mark (?)

• Question No. 71

4, 7, 12, 21, 36, ?

Options :

- 1. 25
- 2. 55
- 3. 59
- 4. 75
- 5. 65

Answer : 59

Direction:

**What will come in place of question mark (?)**

- Question No. 72

18, 37, 60, ?, 120, 157

Options :

- 1. 75
- 2. 89
- 3. 65
- 4. 45
- 5. none of these

Answer : 89

Direction:

**What will come in place of question mark (?)**

- Question No. 73

98, 89, 114, 50, 194, ?

Options :

- 1. 85
- 2. 75
- 3. - 85
- 4. - 95

5. none of these

Answer : - 95

Direction:

**What will come in place of the question mark (?) in the following series?**

- Question No. 74

18, 10, 12, 21, ?, 120

**Options :**

1. 45
2. 35
3. 25
4. 46
5. 36

Answer : 46

Direction:

**What will come in place of the question mark (?) in the following series?**

- Question No. 75

612, 487,?, 396, 388, 387

**Options :**

1. 452
2. 652
3. 255
4. 369
5. 423

Answer : 423

Direction:

What value should come in place of the question mark (?) in the following question? (Note- Don't need to calculate exact value).

- Question No. 76

$$?^2 \times 55\% \text{ of } (29 + 32 - 41) = 41.66\% \text{ of } 216 + 9$$

Options :

1. 13
2. 3
3. 25
4. 50
5. none of these

Answer : 3

Direction:

What value should come in place of the question mark (?) in the following question? (Note- Don't need to calculate exact value).

- Question No. 77

$$12.5\% \text{ of } 6400 + (17 \times 25) = ?\% \text{ of } 2200 + 125$$

Options :

1. 75
2. 50
3. 25
4. 95
5. none of these

Answer : 50

Direction:

What value should come in place of the question mark (?) in the following question? (Note- Don't need to calculate exact value).

- Question No. 78

$$15.78\% \text{ of } (287 + 302) + 12^3 = ?\% \text{ of } 170 + 8 \times 14 + 3^2$$

**Options :**

1. 1000
2. 1332
3. 1520
4. 1450
5. none of these

Answer : 1000

Direction:

**What approximate value will come in place of the question mark (?) in the following question? (Note: You are not expected to calculate the exact value.)**

- Question No. 79

$$837.04 \times 4.02 + 40.04\% \text{ of } 3049.98 - 3667.82 = ?^2 - 60.87$$

**Options :**

1.  $\pm 65$
2.  $\pm 10$
3.  $\pm 50$
4.  $\pm 31$
5. none of these

Answer :  $\pm 31$

Direction:

**What approximate value will come in place of the question mark (?) in the following question? (Note: You are not expected to calculate the exact value.)**

- Question No. 80

$$3374.89\% \text{ of } 31.80 - 1739.85\% \text{ of } 44.72 = (?^2)\% \text{ of } 1188.13$$

**Options :**

1.  $\pm 20$
2.  $\pm 45$
3.  $\pm 25$
4.  $\pm 5$
5. none of these

Answer :  $\pm 5$

Direction:

The provided table presents information of the Students of various Colleges along with the % of Educated Boys among the total number of Boys and the % of Educated Girls among the total number of Girls in each College.

Colleges	Total Students	Ratio of number of Boys to Girls	% of Educated Boys (out of total number of Boys)	% of Educated Girls (out of total number of Girls)
College P	1750	4:3	--	68%
College Q	--	9:5	32%	52%
College R	1800	--	54%	40%
College S	1980	6:5	45%	--
College T	--	5:4	60%	55%

**Note:** 1. Total Students = Number of Boys + Number of Girls.

2. Educated Students = Number of Educated Boys + Number of Educated Girls.

- Question No. 81

Calculate the percentage of educated boys in College P if the number of educated students in College P is 720.

**Options :**

1. 55%
2. 45%

3. 21%
4. 25%
5. none of these

Answer : 21%

Direction:

The provided table presents information of the Students of various Colleges along with the % of Educated Boys among the total number of Boys and the % of Educated Girls among the total number of Girls in each College.

Colleges	Total Students	Ratio of number of Boys to Girls	% of Educated Boys (out of total number of Boys)	% of Educated Girls (out of total number of Girls)
College P	1750	4:3	--	68%
College Q	--	9:5	32%	52%
College R	1800	--	54%	40%
College S	1980	6:5	45%	--
College T	--	5:4	60%	55%

**Note:** 1. Total Students = Number of Boys + Number of Girls.

2. Educated Students = Number of Educated Boys + Number of Educated Girls.

- Question No. 82

Suppose the Educated Students of College Q is 40% of the total Students of College S, then Determine the difference between number of Boys and number of Girls in College Q.

**Options :**

1. 200
2. 578
3. 550

4. 250

5. none of these

Answer : 578

Direction:

The provided table presents information of the Students of various Colleges along with the % of Educated Boys among the total number of Boys and the % of Educated Girls among the total number of Girls in each College.

Colleges	Total Students	Ratio of number of Boys to Girls	% of Educated Boys (out of total number of Boys)	% of Educated Girls (out of total number of Girls)
College P	1750	4:3	--	68%
College Q	--	9:5	32%	52%
College R	1800	--	54%	40%
College S	1980	6:5	45%	--
College T	--	5:4	60%	55%

Note: 1. Total Students = Number of Boys + Number of Girls.

2. Educated Students = Number of Educated Boys + Number of Educated Girls.

- Question No. 83

Calculate the ratio of boys to girls in College R, given that the ratio of educated boys to educated girls in College R is 9:14.

Options :

- 1. 3:7
- 2. 6:7
- 3. 5:7
- 4. 9:7

5. 1:7

Answer : 5:7

Direction:

The provided table presents information of the Students of various Colleges along with the % of Educated Boys among the total number of Boys and the % of Educated Girls among the total number of Girls in each College.

Colleges	Total Students	Ratio of number of Boys to Girls	% of Educated Boys (out of total number of Boys)	% of Educated Girls (out of total number of Girls)
College P	1750	4:3	--	68%
College Q	--	9:5	32%	52%
College R	1800	--	54%	40%
College S	1980	6:5	45%	--
College T	--	5:4	60%	55%

Note: 1. Total Students = Number of Boys + Number of Girls.

2. Educated Students = Number of Educated Boys + Number of Educated Girls.

- Question No. 84

Determine the percentage by which the total number of students in College T exceeds the total number of students in College R if the difference between the number of educated boys and educated girls in College T is 270.

Options :

1. 68.75%
2. 25%
3. 45.05%
4. 18.15%
5. none of these

Answer : 68.75%

Direction:

The provided table presents information of the Students of various Colleges along with the % of Educated Boys among the total number of Boys and the % of Educated Girls among the total number of Girls in each College.

Colleges	Total Students	Ratio of number of Boys to Girls	% of Educated Boys (out of total number of Boys)	% of Educated Girls (out of total number of Girls)
College P	1750	4:3	--	68%
College Q	--	9:5	32%	52%
College R	1800	--	54%	40%
College S	1980	6:5	45%	--
College T	--	5:4	60%	55%

Note: 1. Total Students = Number of Boys + Number of Girls.

2. Educated Students = Number of Educated Boys + Number of Educated Girls.

- Question No. 85

Suppose we Assume that 25% of the Boys students in College P are educated, and the ratio of educated students between College P and College S is 8:9. Calculate the percentage of Uneducated Girls students in College S.

Options :

1. 50%
2. 45%
3. 25%
4. 59%
5. 32%

Answer : 59%

- Question No. 86

P goes to his office from his house at a speed of 12 km/hr and returns to his home from his office at a speed of 20 km/hr and he takes 6 hour in all. If the distance of his friend's house from his office is 22% more than the distance of his house from his office, find the distance of his house to his friend's house.(assuming the office lies between P's house and his friend's house)

**Options :**

1. 83 km
2. 98 km
3. 105 km
4. 99.9 km
5. none of these

Answer : 99.9 km

- Question No. 87

In a river, the ratio of the speed of the stream and the speed of a boat in still water is 10 : 11. Again, the ratio of the speed of the stream to the speed of another boat in still water is 5 : 7. What is the ratio of the speed of the first boat to that of the second boat in still water?

**Options :**

1. 27 : 35
2. 23 : 20
3. 21 : 23
4. 11 : 20
5. none of these

Answer : 11 : 20

- Question No. 88

P took a loan of Rs. 17,000 from Q. The condition that Q set for P was that for the first three years the rate of interest would be at 10% simple interest per year and at 5% compound interest (compounded annually) from the fourth years onwards. P played foul and did not pay anything until the end of the fifth year. How much would he have to repay if he is to clear the entire amount only at the end of the fifth year? (in Rupees)

**Options :**

1. 32506.25
2. 24365.25
3. 20506.25
4. 25506.25
5. none of these

Answer : 24365.25

• Question No. 89

Two trains running at the speed of 81 km/h and 72 km/hr respectively, on parallel tracks in opposite directions, are passing each other in 10 seconds. When the same trains are travelling in same direction with the same speed, a person sitting in the faster train observes that he passes the other train in 20 seconds. Find the lengths of the trains?

**Options :**

1. 170 m, 215 m
2. 125 m, 400 m
3. 50 m, 375 m
4. 65 m, 105 m
5. none of these

Answer : 50 m, 375 m

• Question No. 90

A bag contains 10 red books, 6 yellow books and 4 green books. 3 books are drawn randomly. What is the probability that the books drawn is not a green book ?

**Options :**

1. 17/759
2. 100/570
3. 28/57
4. 307/2024
5. none of these

Answer : 28/57

## • Question No. 91

A shopkeeper labelled the price of his article so as to earn a profit of 22% on the cost price. He then sold the article by offering a discount of 16% on the labelled price. What is the actual percentage profit earned in the deal?

**Options :**

1. 2.48%
2. 2.92%
3. 2.50%
4. 3.1%
5. None of these

Answer : 2.48%

## • Question No. 92

P, Q and R enter into a partnership by investing Rs.5000, Rs.8000 and Rs.5600 respectively. After 4 months, P invested Rs.1400 more and Q withdraw the whole amount. And after another 5 months, R withdraws Rs.1200 and at the same time Q enters into a partnership by investing Rs.15,000. Find the difference between the shares of P and R, if the total profit at the end of the year is Rs.95310?

**Options :**

1. Rs.2570
2. Rs.3420

- 3. Rs.3540
- 4. Rs.3240
- 5. None of these

Answer : Rs.3420

- Question No. 93

Akash bought an Almirah for Rs. 46000. After one year he sold it to Pranav at 8% less of his cost price. Pranav spends extra Rs. 350 for its repair. And offered Almirah to Ritesh for Rs.X. Ritesh requested to get a discount of 15% on that price. But Pranav gave him two successive discounts of 5% and 10% instead of 15%. By this Pranav got Rs. 480 more from Ritesh. What is the profit % of Pranav?

**Options :**

- 1. 80%
- 2. 92.36%
- 3. 88%
- 4. 92.02%
- 5. None of these

Answer : 92.36%

- Question No. 94

A tourist bus has a speed of 120 kmph. Its maximum speed reduces by a number which is directly proportional to the number of passengers (excluding the driver) seated inside. If there are 7 passengers then its speed reduces by 35 kmph. A maximum of how many passengers should be seated so that the bus can move?

**Options :**

- 1. 20
- 2. 23
- 3. 24
- 4. 16
- 5. none of these

Answer : 23

• Question No. 95

Two trains running at the speed of 45 km/h and 36 km/hr respectively, on parallel tracks in opposite directions, are passing each other in 8 seconds. When the same trains are travelling in same direction with the same speed, a person sitting in the faster train observes that he passes the other train in 30 seconds. Find the lengths of the trains?

**Options :**

1. 70 m, 105 m
2. 75 m, 105 m
3. 75 m, 100 m
4. 65 m, 105 m
5. none of these

Answer : 75 m, 105 m

• Question No. 96

Rahul invested Rs.  $(X - 5000)$  at  $R\%$  p.a. SI for 3 years and Rs.  $X$  at  $R\%$  p.a. CI for 2 years. If simple interest earned in 3 years is Rs. 840 more than compound interest earned in 2 years and the ratio of amount invested at SI and CI is 4:5, then find integral value of  $R$ .

**Options :**

1. 12%
2. 10%
3. 5%
4. 12.5%
5. none of these

Answer : 12%

• Question No. 97

Danish's monthly salary is equal to 38% of Diwaan's monthly salary. Diwaan's monthly salary is Rs. 34000 less than Dheeraj's monthly salary. If Dheeraj's monthly salary is Rs. 60000. What is Danish's annual salary?

**Options :**

1. Rs. 118560
2. Rs. 112160
3. Rs. 113200
4. Rs. 100800
5. None of these

Answer : Rs. 118560

- Question No. 98

X invested one half of his savings in a Life Insurance Policy that paid simple interest for 2 years and received Rs. 400 as interest. He invested the remaining in another Life Insurance Policy that paid compound interest, interest being compounded annually, for 2 years at the same rate of interest and received Rs. 500 as interest. What was the value of his total savings before investing in these two policies?

**Options :**

1. Rs. 150
2. Rs. 650
3. Rs. 800
4. Rs. 750
5. none of these

Answer : Rs. 800

- Question No. 99

The length, breadth and height of a room are in the ratio 4:2:3. If the breadth and height are halved while the length is doubled, then the total area of the four walls of the room will

**Options :**

1. Remains the same
2. will decreases by 43.75%
3. willl decreases by 25%
4. will decreases by 45%
5. None of these

Answer : willl decreases by 25%

• Question No. 100

Distance between a point of A and point B in a river is 32 km and the flow of the stream is from A to B. If the speed of the boat is 10 km/h and speed of the stream is 6 km/h. The boat goes from B to A and then comes back. Find the total distance covered by the boat after 17 hours of travel since the time of starting?

Options :

1. 84 km
2. 78 km
3. 62 km
4. 92 km
5. none of these

Answer : 92 km

[Attempt Mock Test Now](#)

All ixamBee Mock Test are FREE @ [www.ixamBee.com](http://www.ixamBee.com)